

FROM THE BENCH

New Year, New Opportunities



While most of us are still trying to catch up on sleep from a busy Christmas, we find ourselves in the middle of January resizing and repairs. We want to help you start out 2010

ready for all of those bench jobs. You will see quite a few in findings, bench products, tools and metals in this issue of *From The Bench* to replenish your bench and keep it in great running order. We've even got information inside on how to set up a bench most efficiently and some of the accessories that will help you make the most of your bench. You'll also want to spend some time this year at www.stullerbench.com, a community created for jewelers by jewelers. I hope this month is the beginning of a great year for your business!

MATTHEW G. STULLER, SR.
CEO, FOUNDER AND PRESIDENT



Eschenbach Optics Kit

- Lightweight, hands-free magnification
- Lenses held 2" from eyes to allow a more comfortable working distance
- Lens easily flip up and out of the way when not in use
- Lens are interchangeable to meet exacting magnification needs
- Kit includes glass fiber frame with four binocular lenses (1.7X, 2X, 2.5X, and 3X) and two monocular lenses (4X and 7X).



29-4793
\$374.51

2010 Annual Stuller Workshop

You don't want to miss the 2010 Annual Jeweler's Workshop! We had quite a few jewelers here last year for the 2009 Annual Jeweler's Workshop. But, we didn't see you! We hope that you choose to take advantage of all of your options at this year's annual bench jewelers' workshop. Among the things you missed last year, were:

- opportunities to look at equipment and tools a little more closely before buying, as well as being able to speak with experts who could help you determine if a specific piece of equipment would work well in your shop.
- seminars from such notables as Dave Geller with Jeweler Profit, Adam Graham with AGTA, Doug Kerns with Gemvision, representatives from Rofin
- product demonstrations with technical experts in wax working, casting, stringing
- marketing advantages available to your store, many at little or no charge
- new advances in technology
- our new designer displays for your showcases with low minimums!
- and many more educational and business opportunities



We're sure that you don't want to let that opportunity pass you by again!

Inside this month's bulk mail package, there is a 2010 Annual Jeweler's Workshop Registration form for your store. Make sure you fill it out and fax it in (or call us) and get a team from your store registered to come and motivated to learn some new stuff. If you have further questions, contact us at 800.877.7777, x. 260.

GemOro Lite Loupes

The world's Most Stylish and Professional Loupe with LED Lighting

- 10X magnification with large 20mm lens
- Illumination with 3 super bright white daylight LED lights
- Fluorescence detection with 3 super bright UV 400nm lights
- Superior optical quality, crisp distortion-free, lightweight polycarbonate lens with durable, scratch-resistant coating
- Dust resistant enclosed lens
- Ergonomic, thumb curve, foldable design
- Super lightweight frame design eliminates hand and neck fatigue
- Contemporary stainless-steel accent panels (front and back)
- Includes loupe chain, (3) G3-A (3392) batteries and faceted gift box
- One-year limited replacement warranty. (Batteries not covered.)

White Daylight LED



UV LED

29-7300
LED Loupe with
Crystal \$99.95

29-7200
LED Loupe \$39.95

29-7310
Loupe with Enamel \$74.95

In this issue...

Clean Scrap—Cash or Credit.....	3
Green, the new gold.....	3
Ca-Chi Magnetic Clasps.....	4
Tools for the Watchmaker.....	5
Backless earring posts.....	6
Setting up the Ideal Bench.....	7

Tucson Show

January 2-7, 2010

Come see us at our **NEW** tent location at the GJX show, across the street from the Tucson Convention Center. This is your opportunity to see and touch the tools and equipment we will have set up. Our experts will be there to give demonstrations. Come and see us at GJX booths—2507-2508 and 2607-2608.

'HOT' NEW

Exclusive From Stuller

New Elite X-Fine Sets Offered in all sizes.



High-speed steel burs last up to 10 times longer than the standard carbon steel bur. Stuller high-speed, jeweler's burs are hand cut with spiral, cutting edges. The unique way these burs are cut and special steel used in manufacturing allow them to cut extremely fast for a long time.

We've received requests to include the in-between sizes of our popular Elite X-Fine Burs, so we've added 15 new sizes, which are highlighted in color in the chart on below.

series	pieces	description	sizes	price
19-3746	29	X-F 90° Bur Set	1-16	\$92.80
19-3646	29	X-F 45° Bur Set	1-16	\$92.80
19-3846	29	X-F 70° Bur Set	1-16	\$92.80
19-3446	29	X-F Round Bur Set	1-16	\$92.80
19-3544	27	X-F Bud Bur Set	1-16	\$92.80
19-3600	38	X-F Setting Bur Set	1-26	\$114.00

1.0	1.2	1.3	1.4	1.5	1.6	1.7	1.8	1.9	2.0
2.1	2.2	2.3	2.4	2.5	2.6	2.7	2.8	2.9	3.0
3.1	3.2	3.3	3.4	3.5	3.7	3.8	3.9	4.0	4.3
4.5	4.7	5.0	5.2	5.4	5.6	5.9	6.3		

Busch Bur Sets

Busch Brand Burs are made in Germany and have a reputation for consistent, exacting quality. For many years, Busch Burs have been the standard for jewelers everywhere.



series	description	sizes	price
18-1886	15-piece Ball Bur Set	10-31	\$32.27
18-5056	15-piece Hart Bur Set	10-31	\$36.60

INNOVATION

Separating Discs

These discs, unlike most ultra-thin separating discs, do not break easily even when bent.



- 22mm x 0.3mm aluminum oxide for cutting sprues and alloys
- 22mm x 0.3mm silicone carbide for cutting porcelain and zirconia.

series	description	10 pack	100 pack
11-8206	aluminum oxide	\$12.95	\$119.95
11-8207	silicone carbide	\$12.95	\$119.95

Redi Prong® Round Solderless Palladium Kit

- Offers perfectly-formed replacement tips
- Solderless to use with laser welders
- Replacement vials available to supplement kits



24692	description	price
kit	65-PC VIAL	\$51.00
#30	100-PC VIAL	\$22.50
#40	100-PC VIAL	\$32.50
#50	100-PC VIAL	\$42.00
#60	100-PC VIAL	\$52.00

Beautiful Sterling/14kt Bails

- Fashion-forward styling
- Sterling bail with 14kt inset
- Generous bail openings
- Flat base for easy assembly onto setting
- Stuller manufactured



24130	tapered bail with pierced scroll accept	SS/14kt	\$14.24
24131	tapered bail with centered leaf accept	SS/14kt	\$4.37
24133	tapered bail with waven accept	SS/14kt	\$14.85

8 Prong Round Crown Setting


- Unique European styling
- Low base profile
- Full size range available



24562	stone mm	4.0	4.5	5.0	5.5	6.0
14kt		\$7.99	\$8.26	\$10.32	\$11.55	\$14.01
stone mm	6.5	7.0	7.5	8.5	9.0	
14kt		\$16.89	\$16.89	\$24.00	\$31.30	\$31.67
stone mm	9.5	10.5	11.0	11.5	12.0	
14kt		\$41.34	\$44.81	\$53.02	\$59.59	\$71.39

3 Prong Cocktail Earring Setting

- Trim Enhances Color Stones
- Precision prongs aid stone setting
- Trim uses standard size melee



24563	stone mm	3.0	3.5	4.0	4.5
14kt		\$16.89	\$14.61	\$18.26	\$18.53
stone mm	5.0	5.5	6.0	6.5	
14kt		\$21.00	\$22.59	\$25.56	\$27.38

Replacement Half Shanks

- Quality replacement shanks
- Available in 3 widths

SH261	14kt, 14kw	lightweight half shank	mm span	12.75
			shoulder width	1.90 x 1.25
			base wxh	1.70 x 1.18
		14kt yellow		\$21.47
		14kt white		\$21.47
SH7	14kt, 14kw	medium half shank	mm span	13.0
			shoulder width	2.5 x 2.0
			base wxh	2.0 x 1.4
		14kt yellow		\$28.62
		14kt white		\$28.50
SH8	14kt, 14kw	heavy half shank	mm span	11.75
			shoulder width	3.45 x 2.15
			base wxh	2.85 x 2.0
		14kt yellow		\$62.95
		14kt white		\$62.70
		18kt yellow		\$105.18

Silicone Grip Earring Backs

- Easy grip silicon shell
- Karat gold core
- New 14kt quality now available



24363	silicone padded back	pad mm od	5.0
		14kt yellow	\$1.59
		14kt white	\$1.83
24024	silicone padded back	pad mm od	6.0
		14kt yellow	\$2.48
		14kt white	\$2.74
		18kt yellow	\$2.45
		18kt white	\$2.71s

Jewel Picker



\$6.74

The Jewel Picker is the ultimate tool for jewelry making, beading and stone setting.

- Pinpoint control
- No more tweezer struggles
- Use steam, warm water or adhesive tape to clean
- Replace sticky wax altogether

Dino-Lite

Increase repair sales with this camera/microscope, which allows the customer to visually understand what repairs are required and gives you the documentation to show what was recommended at a later date.



29-1501
\$499.00

Package includes application software CD to allow you to notate the photo and make work documentation easy. Includes deluxe storage bag, the Dino-Lite digital microscope, cradle stand and adjustable mounting stand.

- Increase repair sales
- Show customer exactly what needs repair
- Easily suggest additional repairs
- Notate on photo
- Show before and after images
- Keep track of inventory

FROM THE BENCH

CEO, FOUNDER AND PRESIDENT
Matthew G. Stuller, Sr.

CHIEF OPERATING OFFICER
Jay Jackson

EXEC. VP, MERCHANDISING & MARKETING
Harold Dupuy, G.G.

EXEC. DIRECTOR, MARKETING SERVICES AND PUBLIC RELATIONS
Kerry Hand

EDITOR IN CHIEF
Miriam Werquin
stullerbench@stuller.com

DESIGNER
Lori Bouillion

PHOTOGRAPHY
Maggie Hidalgo
John Rowland
Noelle White
Marie Vest

PRODUCTION
Maureen Benjamin
Lori Bouillion
Shannon Guidry, Dir.
Brenda Landry, Mgr.
Robert Lawson
Kisha Thompson

STAFF CONTRIBUTING WRITERS
Andy Krongold

CONTRIBUTING GUEST WRITERS
Clay Minton
Andy Krongold

PRODUCT MANAGEMENT CONTRIBUTORS
Nathan Button, Findings
Dottie Lukaszewski, Metals
Sandi Segura, Packaging & Display
Jim Wright, Findings
Jodi Venable, Tools

EDITORIAL ADVISORY BOARD
Elizabeth Brehmer, VP, Findings
Darrell Warren, VP, Tools & Supplies/Metals

CONTACT US

stullerbench@stuller.com
www.stuller.com

Stuller Bench Magazine
P.O. Box 87777
Lafayette, LA 70598-7777
800.877.7777
337.262.7785 fax

© 2010, Stuller, Inc. All rights reserved.

HIDDEN PROFITS

Exceptional Quality Standards in Cast Manufacturing

The morning starts early in the Stuller foundry, with a hot pour of metal to make the casting grain used for the next day's production run of cast findings. All the preparation is completed; including weighing and measuring the clean scrap and adding fresh metal obtained from partner suppliers who maintain gold policies and procedures, which demonstrate good social and environmental responsibility.



Our casting grain production operation handles ten's of thousands of pennyweights of casting gold each day and uses this material to make high-quality castings. Our metallurgists regularly monitor the integrity of metal quality and ensure that we produce the finest cast products.

Using socially responsibly-mined gold fits in perfectly with our "Lean Journey." It makes "good business sense" to partner with companies that recycle scrap gold, who install better and more efficient equipment to recycle wastewater, improve air quality and continue to be earth friendly.



A simple casting is the result of the efforts of many who ensure that we, and our business partners remain ethically responsible and good to the Earth. Our metals yield good structural integrity, giving jewelers the best products to work with for custom jewelry construction or jewelry repair.

Our fine-quality jewelry parts and stock made from recycled metals underscore our commitment to green processes. We all know that making a positive impact on our communities and on the planet is the right thing to do. And we provide it overnight direct to you.

HIDDEN PROFITS

Stop Wasting Gold!

Preform™ sizing stock now available by the piece

- Order what you need
- No waste
- Pre-cut
- Available in more than 400 sizes, widths and karats
- Available in kits
- New sizing drill press now available



Preform
SIZING SYSTEM

GREEN

'Green' the new Gold

Another way we are "Keeping the Promise" is by being the ethically, socially and environmentally-minded company that you've come to trust.

We understand your concerns related to the potential environmental and cultural impact of certain mining activities. That's why Stuller, Inc. and its affiliates have always been and continue to be committed to conducting all phases of its operations in the most responsible manner possible.

We purchase our gold from companies that share our commitment. Only specific branded gold bars or grain are acceptable in our production operations. Raw material used in production is also recycled internally. Purchased products are sourced from companies who also have a policy in regard to environmental standards.

We've incorporated a "Refined Karats" logo to assist you in identifying which product lines are manufactured by Stuller using recycled and refined metals. Check out your



refined Karats

New Metals Book Vol. 76 and you'll find that we have one of the largest mill product offerings in the industry that keeps you and our environment in mind.

We are proud to say that we've always been and always will be true to our environment, practices and to you, our customer.

CLEAN SCRAP PROGRAM

CASH or CREDIT!

You asked for it, we listened. Now, our popular Clean Scrap Program provides you with even more value-added options.

You pick your preference:

1. Credit to your account for payment on future purchases
2. Half on your account and the other half in electronic transfer or check
3. Receive a electronic transfer or check for the full amount of the settlement

It's easy! Simply, send us your clean **gold, silver, platinum or palladium scrap**. Upon receipt, we will weigh your scrap and verify contents of shipment. Metal will then be melted and sample taken for **FIRE ASSAY**, ensuring the most reliable, accurate and maximum return for your metal.

We have earned your trust for mill, findings, grain, casting and numerous other product purchases, so be assured that we will handle your scrap shipment with the utmost honesty and integrity. Also, in addition to sending us your old inventory, bench or purchased scrap, we are now accepting high-grade bench filing/grindings (10oz. gross weight minimum).

Terms & Settlement Options

	Gold (Au)	Silver (Ag>85%)	Platinum (Pt>90%)	Palladium (Pd)	High Grade Bench Filings/Grinding	
1 Account Credit					Gold & Silver	Platinum/Palladium
Metal Quality	98%	94%	90%	85%	97%	80%
Metal Accountability	98%	94%	90%	85%	97%	80%
Processing Fee	—	—	\$100	\$100	\$100	\$100
Turn Time	3 working days	3 working days	7 working days	7 working days	7 working days	7 working days
2 50/50					Gold & Silver	Platinum/Palladium
Metal Quality	97%	92%	87%	82%	95%	80%
Metal Accountability	97%	92%	87%	82%	95%	80%
Processing Fee	\$50	\$50	\$100	\$100	\$100	\$100
Turn Time	3 working days	3 working days	7 working days	7 working days	7 working days	7 working days
3 Electronic Transfer/Check					Gold & Silver	Platinum/Palladium
Metal Quality	95%	90%	85%	80%	94%	80%
Metal Accountability	95%	90%	85%	80%	94%	80%
Processing Fee	\$50	\$50	\$100	\$100	\$100	\$100
Turn Time	3 working days	3 working days	7 working days	7 working days	7 working days	7 working days

For more information visit stuller.com/cleanscrap.

Princess-Cut Peg Settings

- All new styling offering
- Proportioned to accommodate defer cut and out of square stones



24127	Rectangular princess-cut V-Prong peg setting	stone mm	4.5x3.5	5.0x4.0	5.5x4.5	6.0x5.0	6.5x5.5	7.0x6.0	7.5x6.5	8.0x7.0
		ct. weight	0.36	0.37	0.45	0.53	0.59	0.67	0.71	0.88
		14kt	\$18.45	\$19.20	\$22.48	\$26.01	\$28.73	\$32.35	\$34.20	\$41.77

24693	Princess-cut basket peg setting	stone mm	3.5	4.0	5.0	5.5	6.0
		ct. weight	0.24	0.25	0.33	0.41	0.47
		14kt	\$13.05	\$13.51	\$17.16	\$20.81	\$23.37

24694	Princess-cut tall basket peg setting	stone mm	4.0	4.5	5.0	5.5	6.0	7.0
		ct. weight	0.21	0.32	0.32	0.36	0.42	0.43
		14kt	\$11.68	\$16.61	\$16.79	\$18.53	\$21.08	\$21.59



Save 10% on Our Most Popular Round and Oval Jump Rings

Stuller manufactured jump rings have clean flush cut that closes tightly.



	Round Jump Rings						Oval Jump Rings	
series	JR1L	JR1H	JR2L	JR2H	JR3L	JR4L	JR14H	JR15L
mm od	2.4	2.4	3.1	3.2	4.1	4.6	3.5x2.8	3.5x3.0
wire gauge	22	24	22	22	22	22	22	22
14kt 1-PC	\$0.60	\$0.47	\$0.67	\$1.15	\$1.49	\$1.73	\$1.11	\$1.24
12-PC	\$0.58	\$0.46	\$0.65	\$1.11	\$1.44	\$1.69	\$1.08	\$1.20
36-PC	\$0.55	\$0.43	\$0.62	\$1.06	\$1.38	\$1.61	\$1.02	\$1.14

Prices shown reflect a 10% discount, good through the month of January only.

Pearl Clasps for Re-Stringing Priced Right!

- Lightweight filigree
- Built in safety stop
- Universal styling



94	Patterned Pearl Clasp	mm od	11.1 x 5.3
		14kt yellow	\$11.30
		14kt white	\$12.00



23373	Filigree Pearl Clasp	mm od	11.1 x 5.3
		14kt yellow	\$11.40
		14kt white	\$12.15



109	Filigree Pearl Clasp	mm od	13.5x5.75
		14kt yellow	\$18.61
		14kt white	\$19.60



101	Large Pearl Clasp	mm od	16 x 8
		silver	\$3.75
		ygf	\$3.73

Save 10% on Our 14kt Round Split Rings

- Great for attaching charms



	Round Split Rings		
series	RD1	RD2	RD3
mm od	4.5	6.5	7.5
mm thick	1.0	1.0	1.5
14KT 1-PC	\$2.75	\$4.38	\$6.33
12-PC	\$2.55	\$4.09	\$6.29
36-PC	\$2.44	\$3.94	\$6.02



	Oval Split Rings		
series	OV1	OV2	OV3
mm od	5.75 x 3.5	6.75 x 5	8 x 5
mm thick	1.0	1.1	1.2
14KT 1-PC	\$2.84	\$3.12	\$4.79
12-PC	\$2.70	\$2.88	\$4.44
36-PC	\$2.58	\$2.77	\$4.27

Prices shown reflect a 10% discount, good through the month of January only.

Improved Performance for Lapel Pins

- Notched post is the ultimate protection against loss of lapel pin.
- The clutch locks on to the notched post.
- Dual triggers allow for quick release.
- Superior quality and function over standard clutches



23990	Clutch Back	mm od	9.0
		yp, np	\$2.39



23991	Tie Tack Post	mm od	7.92
		18kt yellow	\$3.47
		14kt white	\$2.47

Competitively Priced Threaded Posts & Backs

- Tighter threading for improved performance
- Rounded end offers customers greater wearing comfort
- Available in .032" and .041" diameters



	755	1229	23631
series			
post size	.032" x .3775"	.032" x .439"	.041" x .044"
fits back	754, 21344	754, 21344	23632
14kt yellow	\$1.46	\$1.70	\$3.20
14kt white	\$1.46	\$1.70	\$3.24
18kt yellow	\$2.15	\$2.55	\$4.77
18kt white	\$2.07	\$2.78	\$5.10
platinum	\$5.43	\$5.41	\$8.95



	754	21344	23632
series			
post size	.032"	.032"	.041"
fits post	755, 1229	755, 1229	23631
14kt yellow	\$4.34	\$4.18	\$6.09
14kt white	\$4.25	\$4.15	\$6.19
18kt yellow	\$7.48	\$6.12	\$10.15
18kt white	\$8.69	\$6.02	\$10.07
platinum	\$12.18	\$17.51	\$26.69

NEW Settings

- Metal mold quality now offered in sterling silver
- Heavyweight designs for large color stones



542	Four-Prong Heavyweight Emerald Wire Basket	stone mm	6x4	7x5	8x6	9x7	10x8
		mm height	9.0	9.0	9.5	10.75	11.5
		silver	\$5.43	\$5.69	\$8.00	\$8.34	\$13.86



381	Four-Prong Tall Oval Wire Basket	stone mm	8x6	9x7	10x8	12x10	14x12	16x12
		mm height	9.0	9.0	9.5	10.75	11.5	12.0
		silver	\$2.88	\$3.00	\$3.22	\$3.78	\$4.79	\$4.99

Removable Charm Bail

These quick-change, springless mechanisms open outward to accommodate large chains.

23647	Charm Bail	bail mm id	10.0 x 5.8
		ring mm id	1.2
		14kt yellow	\$17.79
23646	Charm Bail	bail mm id	12 x 6.5
		ring mm id	1.5
		14kt yellow	\$23.80
23649	Charm Bail	bail mm id	8.0 x 5.6
		ring mm id	1.0
		14kt yellow	\$18.57
23645	Charm Bail	bail mm id	11.7 x 7.9
		ring mm id	1.5
		14kt yellow	\$24.65
23648	Charm Bail	14kt white	\$21.11
		sterling	\$8.80
23647	Charm Bail	14kt white	\$21.11
		sterling	\$8.80
23646	Charm Bail	14kt yellow	\$23.80
		14kt white	\$25.24
23645	Charm Bail	14kt yellow	\$24.65
		14kt white	\$24.78

Sterling French Ear Wires & Ear Wire Stoppers

24352	Ear Wire Mini Stopper	mm od	3.0x4.0
		pkg. qty.	100
		sterling	\$2.06



22530	French Ear Wire	mm size	17.25 x 11	18.5 x 12.75	24 x 10.75
		gauge	20	20	20
		sterling	\$0.58	\$0.70	\$0.88

New Sterling Shanks

- Our most popular styles now available in sterling silver
- Shanks have 3.2mm - 9.0mm span opening.



SH122	Flat-End Shank	shank style	#1	#2	#3
		mm span	3.2	6.2	9.0
		shoulder wxh	2.8 x 2.8	3.25 x 2.35	3.25 x 2.6
		base wxh	2.0 x 1.5	2.15 x 1.65	2.0 x 1.5
		sterling	\$6.95	\$7.28	\$7.58



Exclusive Magnetic Clasps

- Easily fit into existing necklace components
- Magnets attract to easily lock securely closed
- Great for people who have trouble working standard clasps
- Ca-Chi Clasp™ is a unique component, which creates a fresh new look for your sterling silver and 14kt jewelry

How the clasp works:

- Use the small, curved clasp to fasten the jump ring or split ring onto a sterling or 14kt neck chain.
- Use the small or large straight clasp to connect your favorite charms, pendants and crosses.

24198 Curved Magnetic Clasp with Spherical Center, 35.25mm x 9.75mm, sterling \$28.15.



24200 Curved Magnetic Clasp with Octagon Center, 37.5mm x 8.25mm, sterling \$29.00.



24201 Straight Magnetic Clasp with Octagon Center, 37.75mm x 7.5mm, sterling \$29.00.



24199 Straight Magnetic Clasp with Spherical Center, 60.25mm x 10.75mm, sterling \$34.95.

Jeweler's Cost at \$20 silver. Also available in 14kt.

Yellow Gold Filled

- The splendor of gold at a fraction of the cost
- Yellow gold filled is the ideal way to create luxury jewelry designs without emptying the bank

We also now offer PRECIOUS Gold Filled

14KT yellow gold mechanically-bonded over sterling silver provides a cost-effective precious metal solution, which allows for distinctive design elements, such as etching and diamond cutting to reveal a two-tone effect.

Rayteck Magnetic Finisher

Designed to integrate programmable functions with variable speed - (forward/reverse). Easy programmable timer function suits to your cycle times.



47-5021
\$1,095

Little Torch Kit

Excellent for jewelry soldering application. Works with any fuel gas and oxygen. Hose may be attached to any standard regulator.



14-0021
\$129.37

Solder

We have what you need to get your soldering job done.

- Karat gold including Colormatch™ solder
- Platinum
- Silver, including Argentium™ Sterling Silver Solder
- Solder paste
- Solder tools



See our *Metals Book, Vol. 76* for all your solder needs.

Revere Pliers

Made of the highest-quality, carbon tool steel, these hand-finished pliers meet the most exacting standards. Jaws are hand finished with beveled corners. Special tools are used to create the unique Revere grip for precise control and surface contact.

New Revere Plier Set
46-0399 \$129.95



46-0400 Chain Nose
\$32.95

46-0401 Round Nose
\$32.95

46-0402 Flat Nose
\$32.95

46-0403 Flat/Half Nose
\$35.10

5 Essentials for the Bench

Top Reasons to Buy Diamonds and Gemstones from Stuller:

1. Competitive pricing and consistent grading standards
2. New increased quantity discounts when purchasing six or more of a specific gemstone SKU.
3. Precision Order Filling
4. Expedient Delivery
5. Virtual Inventory – We have the inventory on hand, so you don't have to stock it.



Visit www.stuller.com, keyword search: "Essentials For The Bench" for product details.

Teborg Pliers

The finest pliers at the best price:

- Hardened and treated handles
- Rockwell Hardness
- Length – 4½"-5"

Teborg Plier Set
46-6008 \$229.95



46-6007 Chain Nose
\$33.95

46-6001 Side Cutter
\$38.95

46-6002 Flat Nose
\$36.50

46-6005 Long Chain
\$33.95

46-6003 Round Nose
\$37.95

46-6006 Curved Nose
\$33.95

46-6004 Oblique End Cutter
\$42.95

Watch Your Profits Soar

Let Stuller help you Wow your customers with watch repair. We have everything you need to get the job done right. From spring bars and case openers, to cleaners and band replacements, we have it at the right price and just in time with our overnight delivery.

For tips on how to clean your customers watch after the repair see the Clay Minton article on page 8.

series	description	price
a. 59-2000	Extra Thin Spring Bar Assortment	\$16.95
b. 59-2010	Extra Thin Spring Bar Assortment for Seiko Watches	\$10.95
c. 47-8900	Spring Bar Tool with Stainless-Steel Tips	\$4.95
d. 59-0487	Pocket-Size Case Opener	\$4.15
e. 59-0804	Watch and Bracelet Tool Kit	\$23.95
f. 64-5003	Bracelet Pin Removing Plier	\$20.95
g. 64-5008	Bracelet Pin Removing Tool Set	\$19.95
h. 59-0411	Case Opener with Plastic Handle	\$5.15
j. 59-0477	Swiss Army Watch Knife	\$12.95
k. 23-5550	No Lint Tissue/Anti-Tarnish	\$5.35
l. 23-0900	Dust Blower	\$4.25
m. 23-5700	GemOro 1.5 Pint Ultrasonic	\$159.95
n. 58-2700	1/2" Hard Bristle Clock Cleaning Brush	\$6.50
p. 15-2003	GemOro Brilliant Spa™ Personal Steamer	\$54.95
q. 13-0438	Premier Workbench	\$879.00




Let Stuller simplify your watch band business. Stuller is your source with our updated comprehensive watch straps and bands program.

- In stock for next day delivery
- No minimum purchases
- Includes short and long lengths
- leather (basics & exotics), metal, and divers
- Quick change spring bars (selected models)

ENERGIZER WATCH BATTERY REPLACEMENT

Make an Easy Sell at the Counter with Watch Battery Replacement



Excerpt from Energizer Watch Battery Replacement Guide included in the Energizer watch battery starter kits #EBAT100 and #EBAT105.

STEP 1 Look at the back...
Look at the back of the customer's watch and compare it to the pictures below. If it does not match any of these types, or if it is a SPECIALIZED OR WATER RESISTANT WATCH, REFER IT TO A PROFESSIONAL WATCHMAKER.

STEP 2 Place watch in the case holding vise
Clamp the watch in the case holding vise by opening the two halves of the block, placing the watch in the middle and gently release or tighten the two halves so that they hold the watch firmly. If the watch band does not unbuckle or unclasp, separate the band by pressing down with a pointed tool to remove the spring loaded pin that connects the band to the clasp or watch.

STEP 3 Remove the back
Most case backs are snapped on and can be removed by inserting a blade into the appropriate notch of the case or case back and twisting the handle of the tool to pop off the back. When no groove is provided, be sure a sharp knife is inserted into the narrow slot between the back and the case. Once the knife is firmly in the groove, a slight twist of the knife handle will pop off the back.

STEP 4 Remove the battery
IMPORTANT: Before removing battery(s), be sure to note which side it is up. You will have to put the new Energizer® battery in exactly the same way. In some watches, the battery is held in by small metal clips. If so, carefully follow the directions to remove the various types of clips. Use plastic tweezers to remove battery(s).
Tools needed: Fine-Point Tweezers, Small Screwdriver, Plastic Tweezers
SPRING CLIP: Lift up one end of the metal clip with the fine-point tweezers. It will come out. Then remove the battery.
SCREW-ON CLIP: Remove the screws with the small screwdriver. BE CAREFUL NOT TO LOSE THEM! CAUTION: CLIP MAY SPRING OUT. MAINTAIN PRESSURE ON SCREW MAY BE LOST.
PERMANENT CLIP: Lift the outside edge of the battery out of its compartment with the small screwdriver.

STEP 5 Test the batteries
See the battery tester for operating instructions. IMPORTANT: If the watch has two batteries and only one tests "good", there is something wrong with the watch. Refer it to a professional watchmaker.
Tools needed: EWB-1 Battery Tester

STEP 6 Locate replacement battery
Read the number on the old battery and replace with the same or corresponding Energizer® Watch Battery. Refer to the current Energizer® Watch/Electronic Battery Replacement Guide or the Energizer® battery size checker to find the correct Energizer® battery type number.

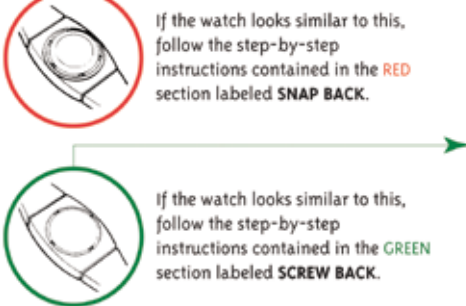
STEP 7 Clean the battery compartment
Check the battery compartment for dirt and remove it. If you find corrosion, refer watch to a professional watchmaker.

STEP 8 Install the new Energizer® battery
IMPORTANT: Be sure to test the new battery before installing. For best setting, follow manufacturer's instructions. Use plastic tweezers to install the new Energizer® battery(s) with the same side up as the one(s) you replaced. Remember, the watch won't work if the battery(s) are put in wrong.
Tools needed: Small Screwdriver, Fine Point Tweezers, Plastic Tweezers
SPRING CLIP: Place one end of spring clip in place and firmly push the other end into its slot. Make sure spring clip is in the slot to avoid bent spring clips.
SCREW-ON CLIP: Place the clip over the new Energizer® battery. Hold the screw with the fine point tweezers to start it in the hole. Tighten the screw.

STEP 9 Close the watch
IMPORTANT: If there is a rubber sealing gasket in the back of the watch, make sure it is lined up properly before closing back. Snap a metal adapter that is slightly smaller than the watch back into the upper jaw of the press. Place the support plate into the bottom of the press and fit a plastic ring adapter large enough to hold the watch on the support plate. Place the watch face down into the plastic ring adapter and press gently on handle until watch snaps into place.
Tools needed: Watch Closing Hand Press

STEP 10 Clean the watch
Gently wipe the watch to remove any fingerprints or smudges.
Tool needed: Polishing cloth

STEP 11 Reset the watch
Reset the watch and make sure it is working. In analog watches, if there is no second hand, observe the minute hand through a magnifying glass until you see movement.



Whether it's a single battery or a thousand you need, we have what you're looking for at the right price with our just-in-time overnight delivery.



INNOVATION MEETS PRACTICALITY

Go Backless! Innovative Earring Post

This post needs no back. The backless ear wire solders on like a traditional post, resting comfortably against the back of the ear. It supports even the heaviest earring fronts. Wearing comfort and security too! Installation instructions included.

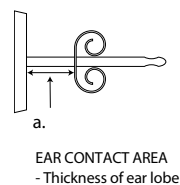


23787		14KY, 14KW
		18KY, 18KW
BACKLESS EAR WIRE		
Gauge 20		
14KT	1-PC	\$17.20
	6-PC	\$16.24
	12-PC	\$15.88
18KT	1-PC	\$25.11

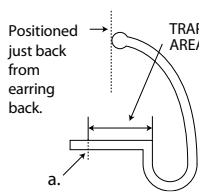
INSTRUCTIONS:

HOW TO CUSTOMIZE THE BACKLESS EARRING POST TO FIT PROPERLY.

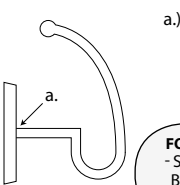
#1 Measuring for proper fit on the ear by using a standard post and back:



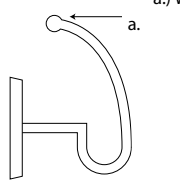
#2 Measuring & Trimming:



#3 Positioning:



#4 Adjusting the backless:



CLEANING SOLUTIONS

Restore Luster to Your Most Precious Jewelry



Klean Karats™ Jewelry Cleaner is specially formulated to clean fine karat gold, silver and platinum jewelry. It should not be used on pearls or other porous gemstones. #17-0781 \$2.45

Klean Karats™ Gentle Jewelry Cleaner is specially formulated to clean all types of delicate and porous gemstones, including pearls, opals, emeralds, and amber. It is also gentle enough for fine fashion jewelry. #17-0782 \$2.45

Klean Karats™ Silver Jewelry Cleaner is specially formulated to remove tarnish from fine silver jewelry without polishing and scrubbing. This product should not be used on pearls, coral, turquoise or other porous stones. #17-0783 \$2.45

Klean Karats™ Cloths are unlike other cleaning or polishing cloths: the luxurious weave creates a gentle surface that safely polishes even delicate and treasured precious metal items. The cloth is bathed in a unique, patented, non-toxic formula that effectively cleans and protects your investment by creating an effective anti-tarnish shield that helps maintain the shine and brilliance longer. #17-0786 #1.99

Metals and Findings are priced at jeweler's cost at a \$1,000 gold market; \$1,000 platinum; and \$20 silver, subject to change without notice.

TECHNICAL RESOURCES

The Ideal Bench designed by Bench Jewelers

It's created to be the bench that will last a lifetime.

13-0442
\$1,871.60

- Solid wood construction
- Ships fully assembled
- Steel-lined filings drawer
- Removable watchmaker's mat
- Storage cabinets with easy slide drawers and holders for pliers
- Oversized (49"L x 21"D) Gibraltar top with GRS mounting adaptor plate inlaid



Customized benches are available. Special order to suit your individual needs by choosing a width from 46" to 60". Drawer width size may change; however, depth and height cannot be altered. For more information on bench customization, please contact the *Tech Team* at ext. 4300.

HOW TO TIPS

Start at the Foundation!

This bench and chair are where you will spend most of your time. Make sure you find a chair and bench setup that is comfortable for you. This is an area where you do not want to skimp on the cost.

First, consider the amount of work surface you will need, along with designed lighting and storage. Next, ask yourself what type of work will be done at the bench. Jewelers, make sure you choose a bench with ample room to work and plenty of storage to help keep you organized. If you plan to do any sort of torch work, you might consider a bench with a non-flammable surface and a steel-lined drawer, such as the Ideal Bench (13-0442). When choosing bench lamps, Dazor® is a light to trust.

Chairs and benches should be fitted to your height, allowing your feet to rest on the ground. Make sure to find an adjustable chair give you lumbar support. This will help keep your back straight and free from fatigue. These choices will affect how you perform while at the bench. You don't want to let a stiff neck, sore back or headaches stop you from producing great jewelry.

Once you chosen your chair and bench, you can focus on tools to help you get the job done. The type of work to be done at the bench will help determine the types of tools you will purchase for your bench, such as: flex shaft motors, handpieces, a Benchmate, burs and pliers. Selecting the right tools, based upon their quality and performance, will make your job easier.

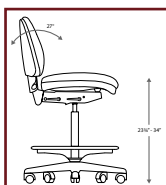
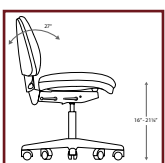
When making an investment oin equipment, remember the more comfortable and organized your workspace is, the better your quality and production will be.



BENCH ESSENTIALS

Sitmatic Jeweler's Bench Chair

- Ergonomic chair with single touch adjustments for independent control of seat, backrest and lumbar height
- Soft durahyde vinyl keeps you cool and comfortable



13-0510
Slate Chair
\$369.35



13-0515
Tall Gray Chair
\$459.00

Foredom® 2220 Jeweler's Kit

- ¼ hp reversible SR motor with FCT foot-operated speed control
- H.20 handpiece with chuck key and accessory kit
- 1.5mm Allen wrench to adjust collet tension
- Operates in both forward and reverse rotation



34-2242
\$259.00

34-6110
\$25.50

Flex Shaft Holder

Adjustable height with motor hanger

Dazor® Bench-Flex Jeweler's Lamp

- Designed by a bench jeweler to move with the demands of jewelry production
- Can be moved to any angle for shadow-free or high-light viewing
- Heavy gooseneck allows it to stay in position
- Mounted on 22" flex arm with 30" reach. Includes two 15W daylight tubes and bushing mount.



13-1814
\$173.95



CUSTOMER CORNER

'Wow, My Watch Looks Great!'

by Clay Minton



Don't you just love to hear those words from your customer after you deliver their watch repair? The customer's first impression of the service you have provided often times sets the tone for the rest of the season. A great looking, polished and refinished case and

band seems to validate the cost of the watch repair. We need to remember that the exterior of the watch is all the customer gets to see. So often, the customer determines the acceptability of our work by the final exterior appearance. Of course, we have to be sure that all of the technical aspects of the movement are correct as well. A great looking case and band; however, will not cover up poor technical workmanship. On the other hand, a great precision watch repair installed in an unpolished or dirty case makes the entire job appear to be halfway done.

Lets define a few terms and talk about how to get the customers eyes to "bug out" with enthusiasm when they get the first look at their just-completed watch repair.

Do you buff, polish or just clean the watch cases and bands? Do you know the difference? Buffing, also called pre-finishing, is an abrasive process that can actually remove a minor amount of the surface of the case or band. It can also remove the gold plating from the case! Plated cases need to be cleaned in the ultrasonic and not buffed. Tripoli or other scratch removing compounds such as Stuller's Gray Star (#47-3295), White Diamond Tripoli (#47-3280), or Bobbing Compound (#47-3291) are great

products for buffing out scratches or dings in the cases and bands.

After buffing, you will need to polish. Stuller has a great supply of various rouges for finishing specific types of metals. I like to use Fabulustre (#47-3120) to put that final high luster finish on my case and bands. However, be advised that polishing brass with Fabulustre can contaminate the ultrasonic solution and turn other brass items in your tank dark.

Now that you have buffed and polished the cases and bands, you need to put them in the ultrasonic. I like the Myxis ultrasonic products (#54-4476). They come in a powdered form, are non-toxic and are easy to store. They do a great job removing the compound and rouge from the case and metal bands. As with most ultrasonic solutions, it works better when heated.

As a final thought. . . I read the other day that people who do the best jobs in their professions do the little extra things better than anyone else. So here is an often overlooked detail. How about the scratches on the watch crystal? Many times that part of the watch is neglected. And, after all, it is the place we look at to actually see the time. Do you polish the crystal? It is the extra touch you can give to make the customer's first impression one they will remember and tell their friends about. I recommend the Crystal-Kleer (Re-New-All) Plastic Renewer (#47-3100) and the PolyWatch Scratch Remover (#64-5100) as good scratch removers for all of those plastic crystals.

Take that little bit of extra time that your competitors don't and make those watch cases, bands and crystals "pop!" Then you will be pleased when you hear your customer say "Wow! My watch looks great!"



StullerBench.com!

Check out the latest products on Stullerbench.com!

• We recently held a drive-in tools event, here at Stuller. Since, we know most of you didn't get to come and have never seen our tools showroom with scratched, dented or used tools, equipment and packaging for sale, we decided to create a video to tell you all about it. And then we posted it on stullerbench.com for you.

• In each From The Bench publication, you get a list of some of the items in the room, but you can always get the most current inventory by chatting live with our Tech Line experts on stullerbench.com. They can tell you what we have, the condition and how much you can save!

• While at stullerbench.com, don't forget to check out the products on deals of the day. And, you'll want to check in regularly to see what's new and to let us know what you think!

CUSTOMER CORNER

New Designs for Old Heirlooms



Thomas Ing, owner of The Goldsmith in Lakeport, CA, sent in this ring he designed for a woman who wanted to set her grandmother's diamond into a new setting.

All metals and findings used to construct this keepsake were purchased from us. Thomas used series #50368 14kt yellow metal fashion ring and removed the top center. He then

inserted a .5mm 14kt round bezel setting #22298 and set the grandmother's diamond. Using two 4.5mm, 14kt yellow round tapered bezel settings #20216, he added the side diamonds to make a 3-stone diamond ring with accents.

His customer was absolutely thrilled with the ring. And, so was Thomas.

TECH TEAM TIPS

Rhodium Plating Done Right

by Andy Krongold

It's that time of the year again... time to create rings, pendants, charms and custom pieces. What do they all have in common? The right answer rhodium plating. And questions about it are a growing hot topic on the technical line. In fact, the number of questions place this topic near the top of the list.

So, let's talk rhodium plating.

To achieve a bright, white finish on white gold (something that is a myth)... You can use a copper wire as long as you have electricity going to the tank. After the wire has been plated that is no longer need to have electric flow to the tank.

Did you know that many folks don't electroclean? And that it is a MUST? To do it right:

- Use Stuller electro-clean #45-2020 and anode #45-0326, 140° F at 4V for 45 seconds, for a great start to a bright ring.
- Dip into distilled water (not tap, too many minerals). A gallon is pennies at the store but well worth any expense.
- Use activator #45-2040. I like to say this step puts teeth on the ring and draws the plating

solution all around the ring. Use with distilled water. No anode, voltage or heat required.

- Dip it again into the distilled water.

And, now for the fun part! Did you know that you can get about 200 rings out of a one-pint bottle with 1 gram, and the plating should last about 1 year? But I digress... here are some tips for you:

- You can get rhodium in the 1 pint bottle #45-4142 and the platinized titanium anode #45-0321.
- It can be used between 99° F and 105°F. It will still not be bright but hit it with 2V for 25 seconds and, BAM... a bright shiny ring. Boy, will the customer be happy.
- If you want to filter your rhodium, use carbon treatment kit 45-4160.
- The rhodium plating kit is 45-0150.

Happy Plating! Remember if it goes in bright, it will come out the same way. Using these tips will give you a beautiful piece of contaminant-free, rhodium plated jewelry.

Questions call the tech line at ext. 4300.

CLASSIFIEDS

Item #	Description	Was	Now
228	14ky 9.25mm Twist Ball Clasp	\$45.77	\$36.76
1351	14ky 10mm x 4mm Pearl Clasp	\$12.73	\$11.06
2116	14ky Two-Tone Pearl Clasp	\$73.59	\$62.78
2187	14kw 15.25mm x 8.75mm Diamond Clasp	\$90.46	\$76.63
20229	14kw 12.5mm x 18mm Pearl Clasp	\$96.00	\$81.30
20371	14ky 10mm x 5.75mm Twisted Clasp	\$21.13	\$17.26
22535	14ky 9.25mm Textured Twist Ball Clasp	\$77.00	\$68.35
23762	14ky 25mm x 40.75mm Pearl Clasp	\$334.00	\$297.00
13-2054	MK Photo e-Box Plus	\$1,595.00	\$950.00
21-7040	Centrifugal Tabletop Casting Machine	\$3,237.00	\$1,900.00
22-1008	Fiber Furnace with Controller	\$1,595.00	\$950.00
23-5701	GemOro 2qt. Ultrasonic	\$240.00	\$117.00
23-5702	GemOro 3qt. Ultrasonic	\$365.00	\$179.00
29-4742	GemOro Elite 745 Zoom Microscope	\$649.00	\$849.00
47-4075	Mini Magnetic Finisher (without bowl)	\$469.00	\$207.00
47-4996	Stuller Dust Collector (4 port)	\$695.00	\$350.00
47-5300	JewelTool™ Finishing System	\$280.00	\$160.00
48-0516	Stepped Ring Stretcher & Reducer	\$200.00	\$99.00
61-3186	Silver-Plated Teddy Bear Baby Rattle	\$7.92	\$4.95
61-3187	Silver-Plated Birth Record Baby Shoe	\$7.92	\$4.36
61-3188	Silver-Plated Teddy Bear Baby Cup	\$13.40	\$8.38
61-3189	Silver-Plated First Curl & First Tooth Boxes	\$10.34	\$5.69
61-3192	Silver-Plated Hippopotamus Money Bank	\$16.08	\$10.05
61-3193	Silver-Plated Rabbit Money Bank	\$16.08	\$8.84
61-3194	Silver-Plated Elephant Money Bank	\$20.30	\$11.17
61-3210	Silver-Plated Beverage Holder	\$13.88	\$8.68
61-3213	Silver-Plated Single Tube Cigar Holder	\$6.78	\$3.73
61-3214	Silver-Plated Double Tube Cigar Holder	\$13.88	\$8.68
JR11H	14kw 10.2mm Round Jump Ring	\$8.70	\$7.65

All items sold each. Metals priced at \$1,000 gold market. **Items limited to on-hand quantities.** Some tools may be scratched, dented or previously owned. Call for availability at 800.877.7777, press 9, then 4300 to get conditions or photos. Stock current as of 12/01/2009.